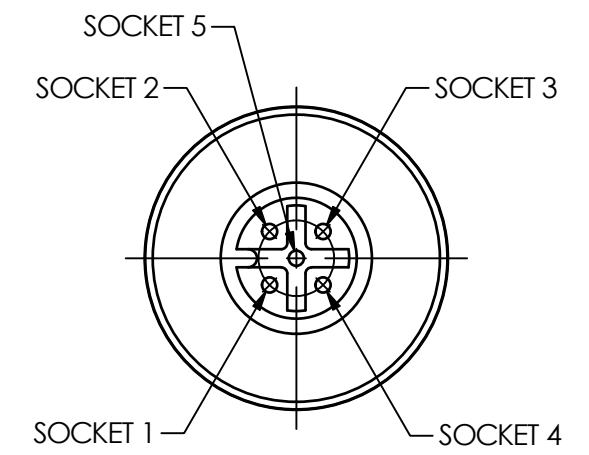
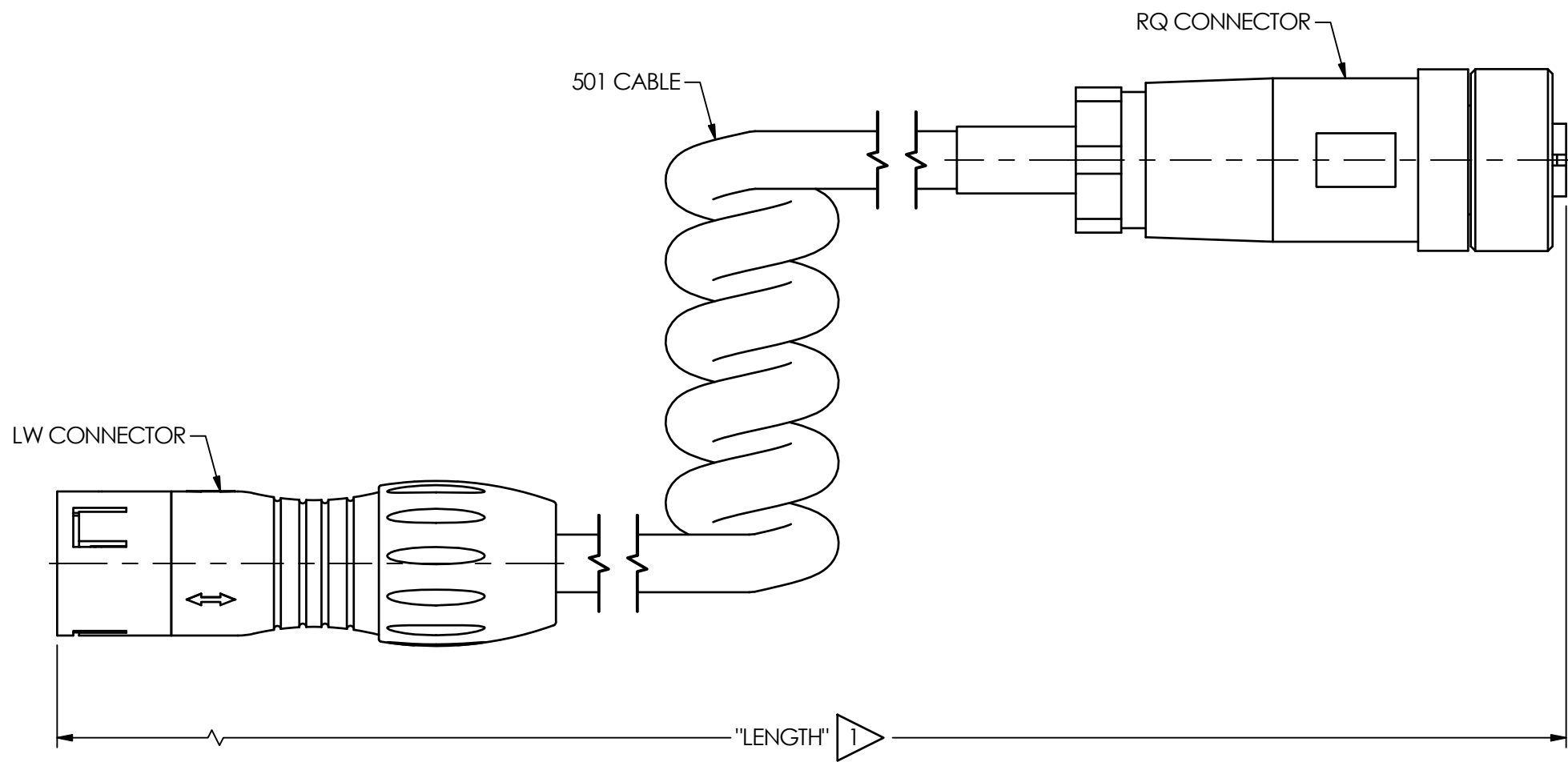


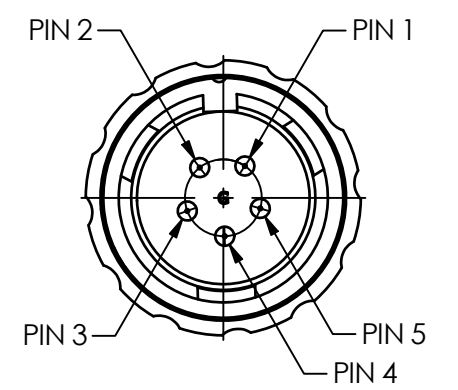
PCB Piezotronics Inc. claims proprietary rights in the information disclosed herein. Neither it nor any reproduction thereof will be disclosed to others without the written consent of PCB Piezotronics Inc.

73825

REVISIONS		
REV	DESCRIPTION	DIN
A	UPDATE SCHEMATIC DIAGRAM	51289

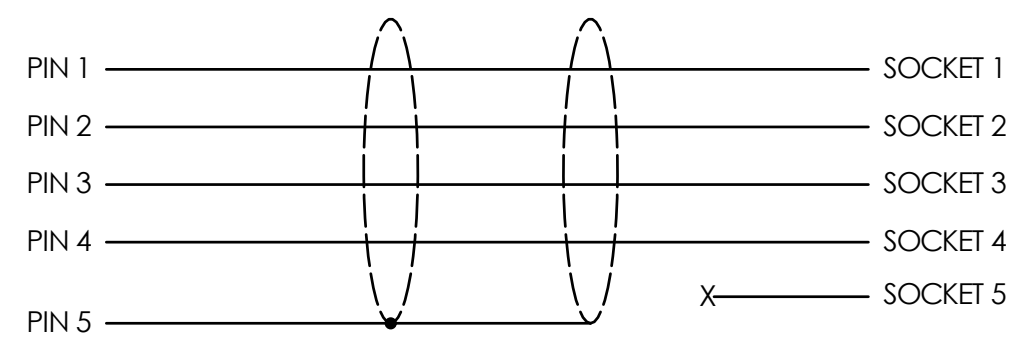


RQ CONNECTOR PIN OUT
SCALE 2X



LW CONNECTOR PIN OUT
SCALE 2X

SCHEMATIC DIAGRAM



CABLE LENGTH TOLERANCE	
LENGTH	TOLERANCE
1"-11"	+1"/-0"
1'-4'	+4"/-0"
5'-99'	+6"/-0"
99'+	+1"/-0"

LENGTH OF CABLE	
RETRACTED	EXTENDED
14.00 ± 1.00'	6'
24.00 ± 3.00'	10'
36.00 ± 3.00'	15'

1 LENGTH WILL VARY IN FEET OR METERS DEPENDING ON THE MODEL, LENGTHS ARE LIMITED TO 6, 10, & 15 FEET

UNLESS OTHERWISE SPECIFIED TOLERANCES ARE:		DRAWN		CHECKED		ENGINEER	
DIMENSIONS IN INCHES	DIMENSIONS IN MILLIMETERS [IN BRACKETS]	JJF	11/12/20	JJF	11/12/20	GP	11/12/20
DECIMALS XX ± 0.03 XXX ± 0.010	DECIMALS X ± 0.8 XX ± 0.25	TITLE OUTLINE DRAWING MODEL 501RQLW CABLE SERIES					
ANGLES ± 2 DEGREES	ANGLES ± 2 DEGREES						
FILLETS AND RADII .003 - .005	FILLETS AND RADII 0.07 - 0.13	CODE IDENT. NO. 52681		DWG. NO. 73825		3425 WALDEN AVE. DEPEW, NY 14043 (716) 684-0001 E-MAIL: sales@pcb.com	
		SCALE: 1.5X		SHEET 1 OF 1			

