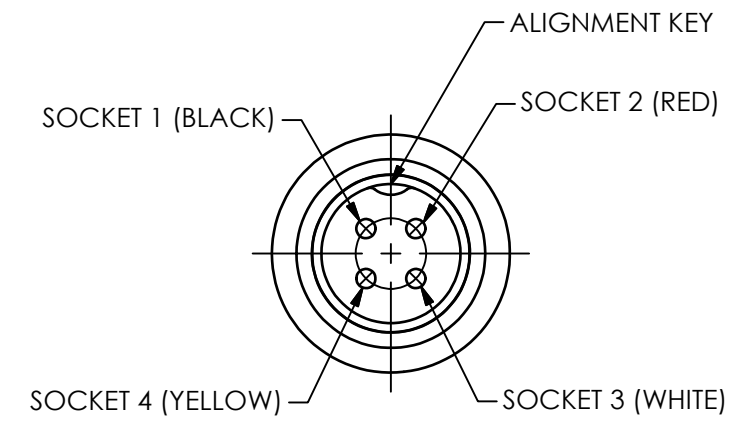
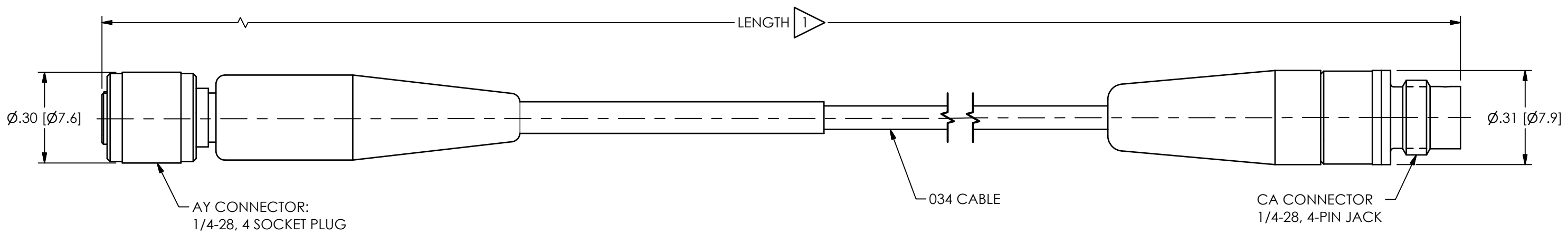


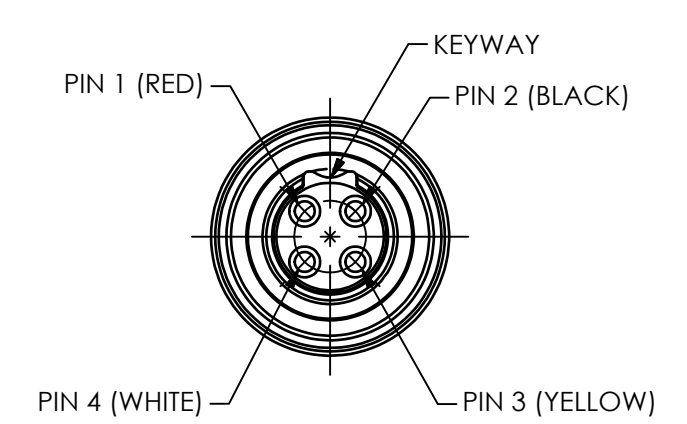
PCB Piezotronics Inc. claims proprietary rights in the information disclosed hereon. Neither it nor any reproduction thereof will be disclosed to others without the written consent of PCB Piezotronics Inc.

75773

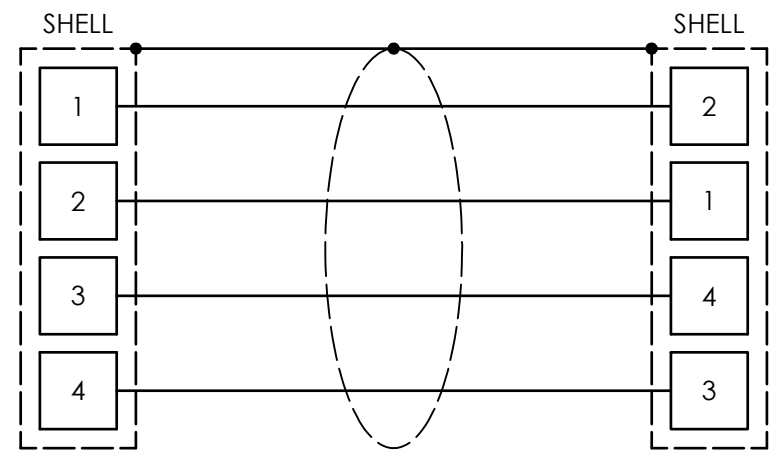
REVISIONS		
REV	DESCRIPTION	DIN
NR	RELEASED TO DRAFTING	52306



**AY PINOUT**  
SCALE 4X



**CA PINOUT**  
SCALE 4X



**SCHEMATIC DIAGRAM**

1 LENGTH WILL VARY IN FEET OR METERS DEPENDING ON THE MODEL

UNLESS OTHERWISE SPECIFIED TOLERANCES ARE:		DRAWN	CHECKED	ENGINEER			
DIMENSIONS IN INCHES DECIMALS XX ±0.03 XXX ±0.010 ANGLES ± 2 DEGREES		JJF	12/15/21	JJF	12/15/21	KDW	12/15/21
DIMENSIONS IN MILLIMETERS [ IN BRACKETS ] DECIMALS X ±0.8 XX ±0.25 ANGLES ± 2 DEGREES		TITLE OUTLINE DRAWING MODEL 034AYCA 010 CABLE W/ 1/4-28 JACK & PLUG					
CABLE TOLERANCES IN ENGLISH 1"≤ LENGTH < 1' = +1"/ - 0 1'≤ LENGTH < 5' = +2"/ - 0 5'≤ LENGTH < 100' = +6"/ - 0 100'≤ LENGTH = +1'/ - 0		CABLE TOLERANCES IN METRIC 2.54cm ≤ LENGTH < 30.5cm = +2.54cm/ - 0 30.5cm ≤ LENGTH < 1.5m = +5.1cm/ - 0 1.5m ≤ LENGTH < 30.5m = +15.2cm/ - 0 30.5m ≤ LENGTH = +30.5cm/ - 0					
FILLETS AND RADII .003 - .005		FILLETS AND RADII 0.07 - 0.13					
		CODE IDENT. NO. 52681		DWG. NO. 75773		SCALE: 3X SHEET 1 OF 1	

**PCB PIEZOTRONICS**  
AN AMPHENOL COMPANY

3425 WALDEN AVE. DEPEW, NY 14043  
(716) 684-0001 E-MAIL: sales@pcb.com