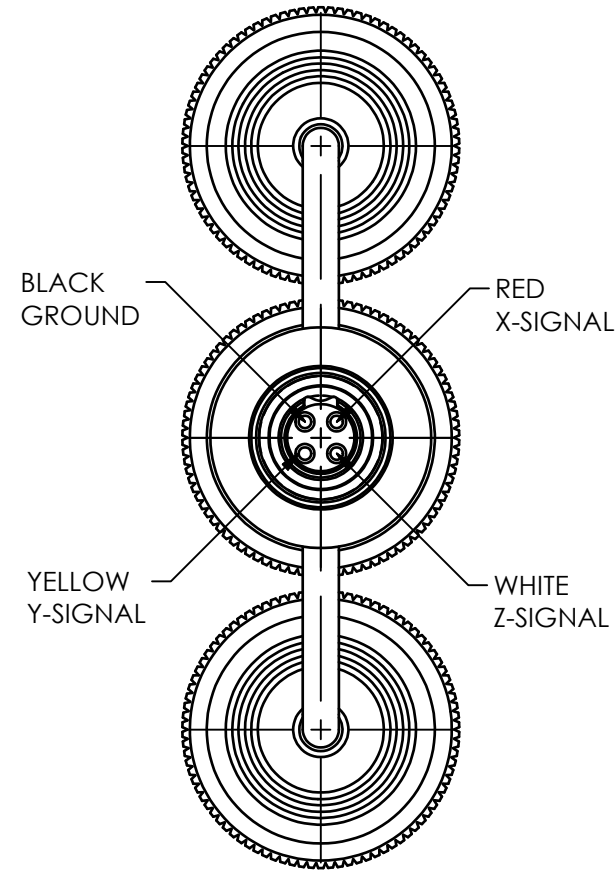


PCB Piezotronics Inc. claims proprietary rights in the information disclosed hereon. Neither it nor any reproduction thereof will be disclosed to others without the written consent of PCB Piezotronics Inc.

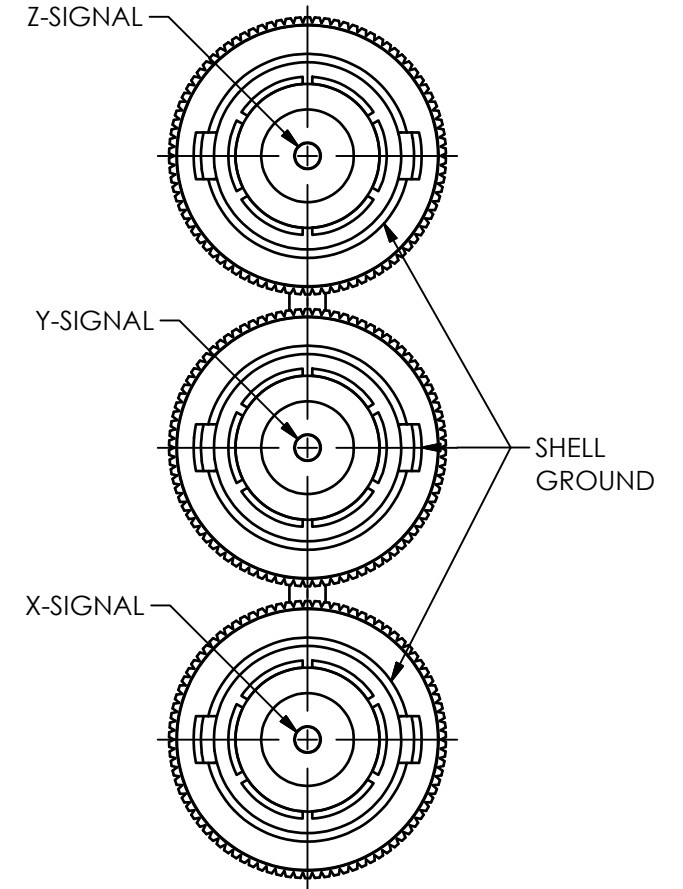
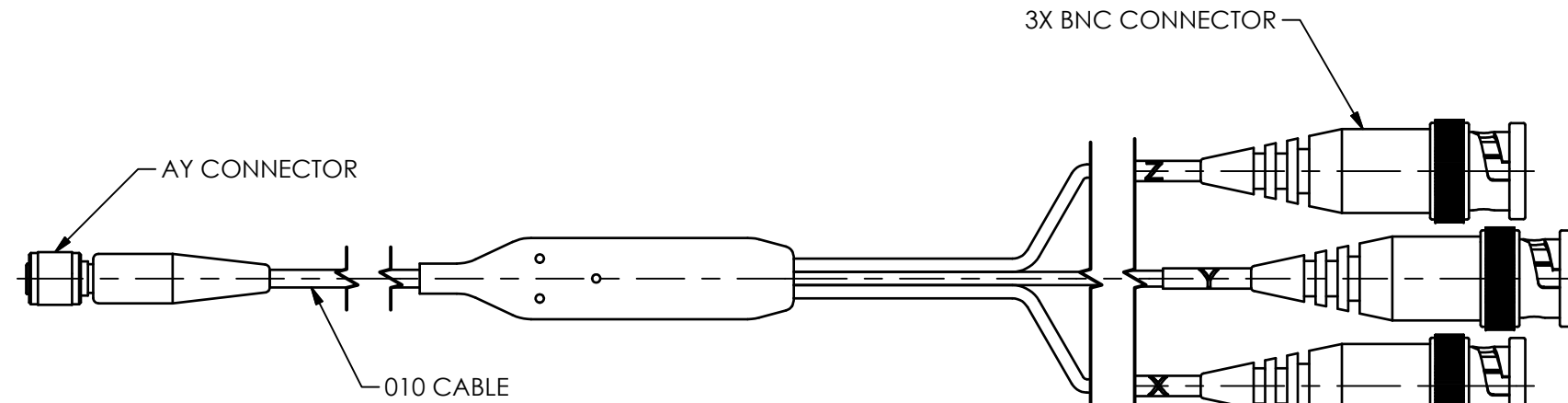
65577

REVISIONS

REV	DESCRIPTION	DIN
NR	RELEASED TO DRAFTING	46001



AY PINOUT
2.5X



BNC PINOUTS
2.5X

UNLESS OTHERWISE SPECIFIED TOLERANCES ARE:		DRAWN		CHECKED		ENGINEER		
DIMENSIONS IN INCHES	DIMENSIONS IN MILLIMETERS [IN BRACKETS]	ECB	9/29/16	ECB	9/29/16	TJS	9/29/16	
DECIMALS XX ±.03 XXX ±.010	DECIMALS X ±0.8 XX ±0.25	TITLE OUTLINE DRAWING MODEL 010GXX CABLE AY TO JW CABLE						
ANGLES ± 2 DEGREES	ANGLES ± 2 DEGREES							3425 WALDEN AVE. DEPEW, NY 14043 (716) 684-0001 E-MAIL: sales@pcb.com
FILLETS AND RADII .003 - .005	FILLETS AND RADII 0.07 - 0.13	CODE IDENT. NO. 52681		DWG. NO. 65577		SCALE: 1.5X SHEET 1 OF 1		