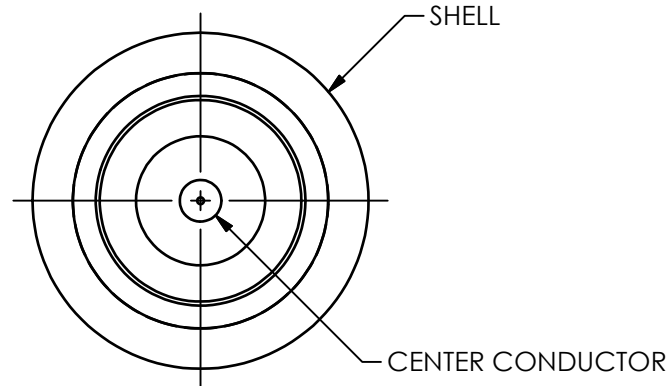
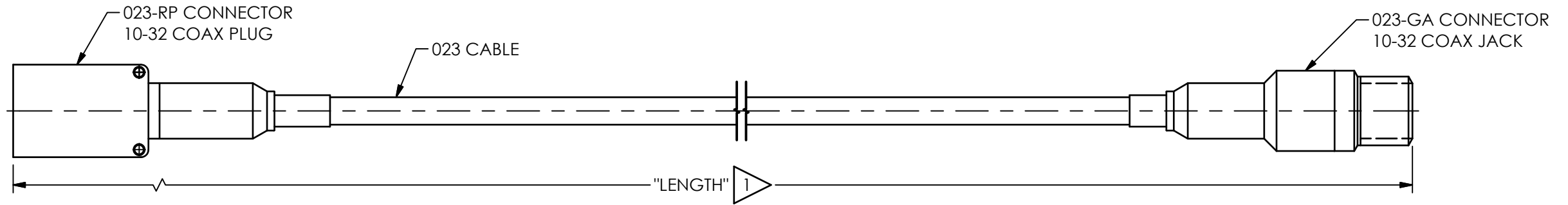


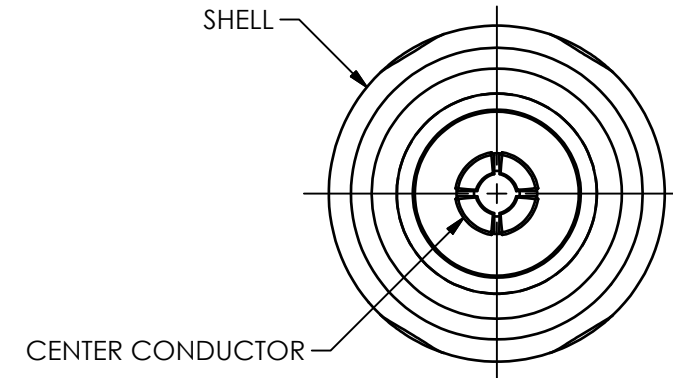
73459

PCB Piezotronics Inc. claims proprietary rights in the information disclosed hereon. Neither it nor any reproduction thereof will be disclosed to others without the written consent of PCB Piezotronics Inc.

| REVISIONS | | |
|-----------|----------------------|-------|
| REV | DESCRIPTION | DIN |
| NR | RELEASED TO DRAFTING | 48949 |

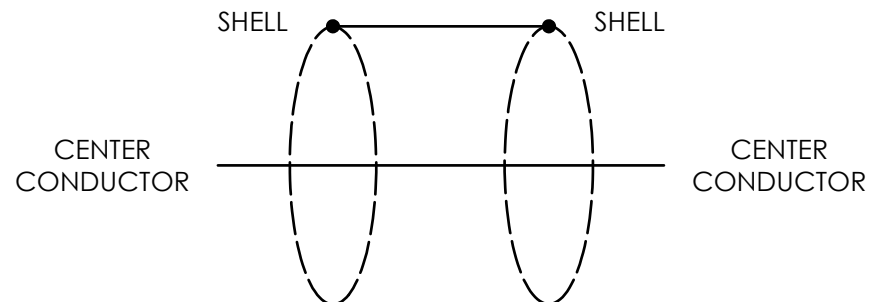


023-RP PINOUT
SCALE 7X



023-GA PINOUT
SCALE 7X

SCHEMATIC DIAGRAM



| CABLE LENGTH TOLERANCE | |
|------------------------|-----------|
| LENGTH | TOLERANCE |
| 1"-11" | +1"/-0" |
| 1'-4' | +4"/-0" |
| 5'-99' | +6"/-0" |
| 99'+ | +12"/-0" |

1 LENGTH MAY VARY IN FEET OR METERS DEPENDING ON THE MODEL, 023B10 CABLE IS ALWAYS 10 FEET WITH TOLERANCE LISTED IN TABLE

| UNLESS OTHERWISE SPECIFIED TOLERANCES ARE: | | DRAWN | | CHECKED | | ENGINEER | |
|--|---|--|--------|-------------------|--------|------------------------|--------|
| DIMENSIONS IN INCHES | DIMENSIONS IN MILLIMETERS [IN BRACKETS] | KSR | 7/9/20 | KSR | 7/9/20 | JJD | 7/9/20 |
| DECIMALS XX ±.03 XXX ±.010 | DECIMALS X ±0.8 XX ±0.25 | TITLE OUTLINE DRAWING (M)023RPGA [-XXXX] 023B10 CABLE | | | | | |
| ANGLES ± 2 DEGREES | ANGLES ± 2 DEGREES | | | | | | |
| FILLETS AND RADII .003 - .005 | FILLETS AND RADII 0.07 - 0.13 | CODE IDENT. NO. 52681 | | DWG. NO. 73459 | | SCALE: 5X SHEET 1 OF 1 | |

PCB PIEZOTRONICS™
3425 WALDEN AVE. DEPEW, NY 14043
(716) 684-0001 E-MAIL: sales@pcb.com