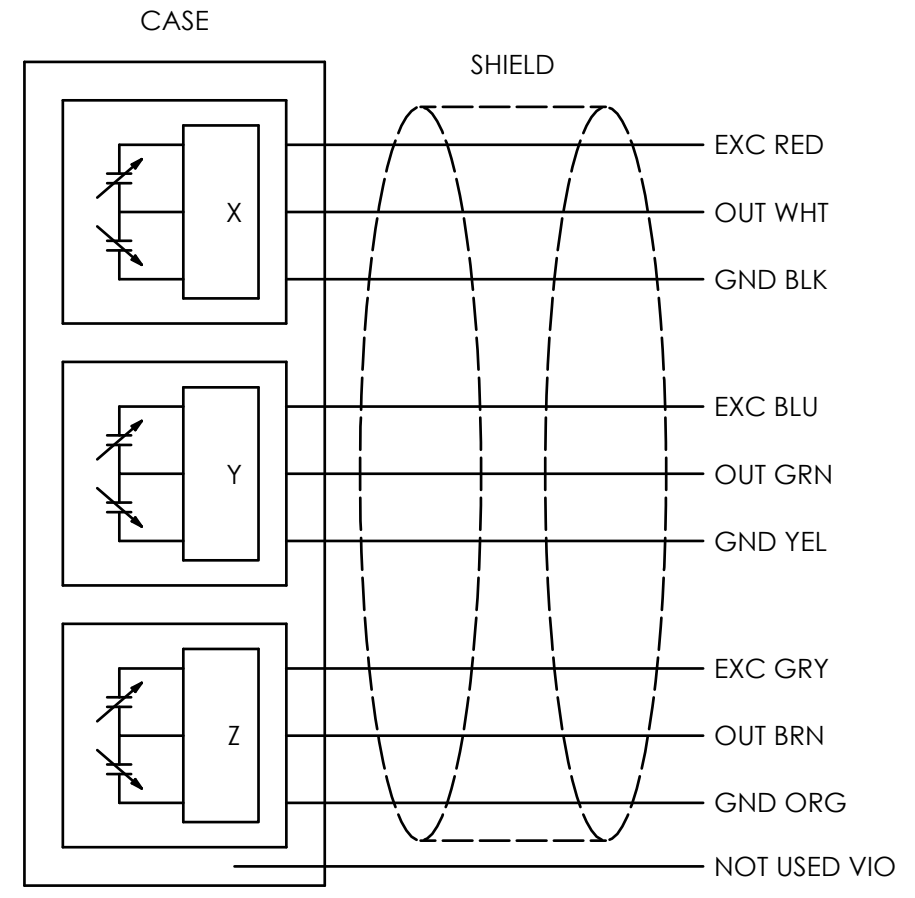
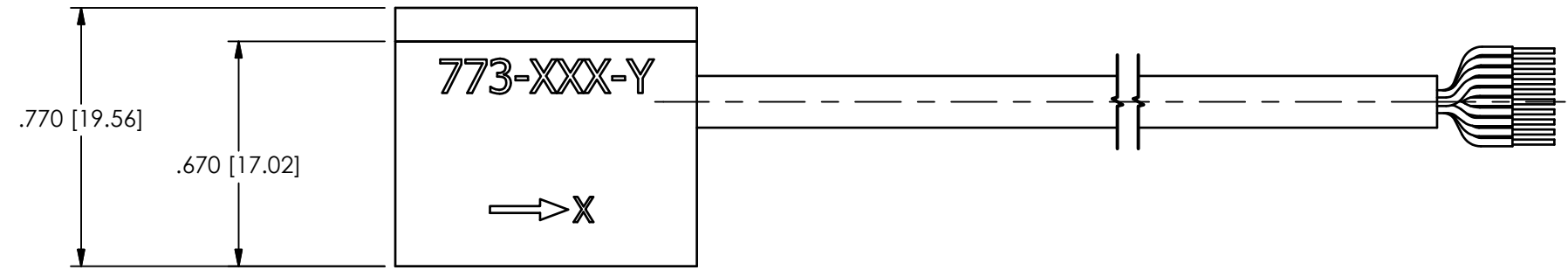
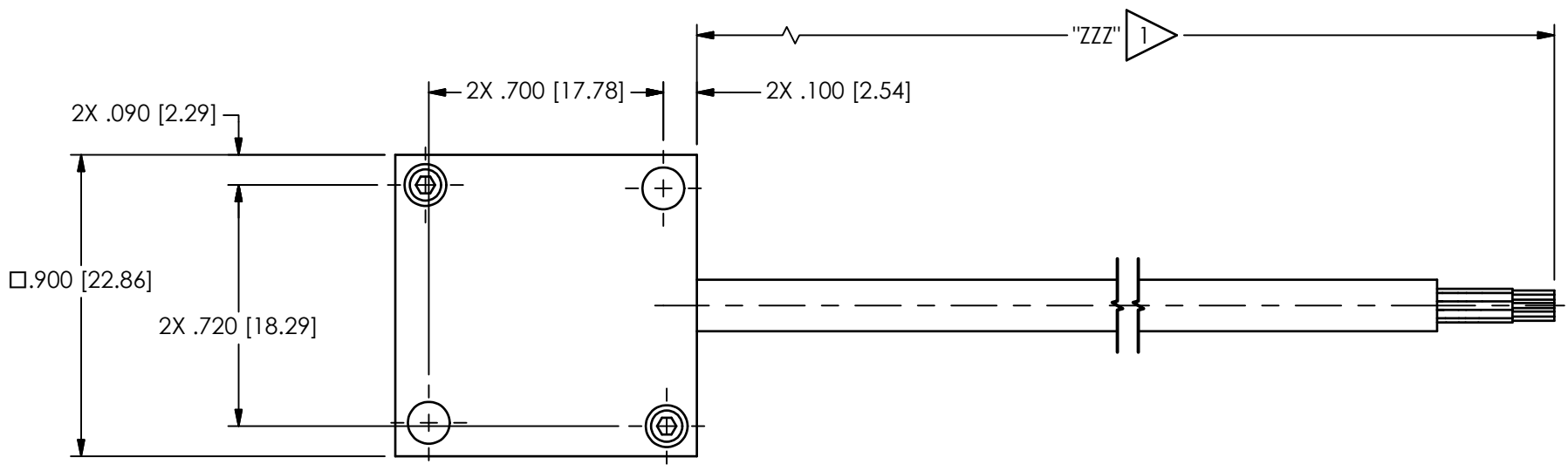


PCB Piezotronics of NC, Inc. (DBA Endevco) claims proprietary rights in the information disclosed hereon. Neither it nor any reproduction thereof will be disclosed to others without the written consent of PCB Piezotronics of NC, Inc. (DBA Endevco)

77024

REVISIONS		
REV	DESCRIPTION	DIN
NR	RELEASED TO DRAFTING	53327



SCHEMATIC

1 773 - XXX - Y - ZZZ  
 CABLE LENGTH IN INCHES (I.E. 773-XXX-Y-120 IS 120 INCHES CABLE)  
 SUPPLY VOLTAGE OPTIONS  
 "U" = 7V to 36V  
 "R" = 5V  
 INDICATES FULL-SCALE G RANGE (2, 10, 30, 50, 100, 200)  
 BASIC MODEL NUMBER

1 LENGTH WILL VARY IN FEET OR METERS DEPENDING ON THE MODEL

UNLESS OTHERWISE SPECIFIED TOLERANCES ARE:	
DIMENSIONS IN INCHES DECIMALS XX ±.03 XXX ±.010 ANGLES ± 2 DEGREES	DIMENSIONS IN MILLIMETERS [IN BRACKETS] DECIMALS X ± 0.8 XX ± 0.25 ANGLES ± 2 DEGREES
CABLE TOLERANCES IN ENGLISH 1"≤ LENGTH < 1' = +1"/ - 0 1'≤ LENGTH < 5' = +2"/ - 0 5'≤ LENGTH < 100' = +6"/ - 0 100'≤ LENGTH = +1'/ - 0	CABLE TOLERANCES IN METRIC 2.54cm ≤ LENGTH < 30.5cm = +2.54cm/ - 0 30.5cm ≤ LENGTH < 1.5m = +5.1cm/ - 0 1.5m ≤ LENGTH < 30.5m = +15.2cm/ - 0 30.5m ≤ LENGTH = +30.5cm/ - 0
FILLETS AND RADII .003 - .005	FILLETS AND RADII 0.07 - 0.13

DRAWN	CHECKED	ENGINEER
NJF 11/09/22	JDM 11/09/22	HX 11/09/22
TITLE		
OUTLINE DRAWING 773-XXX-Y-ZZZ SERIES ACCELEROMETER		

**ENDEVCO**  
 AN AMPHENOL COMPANY  
 PCB PIEZOTRONICS OF NC, INC (DBA ENDEVCO)  
 10869 NC HIGHWAY 903, HALIFAX, NC 27839

CODE IDENT. NO. 8DN13  
 DWG. NO. 77024

SCALE: 2X SHEET 1 OF 1