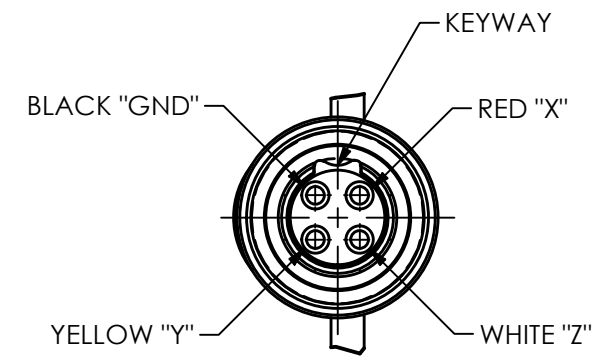


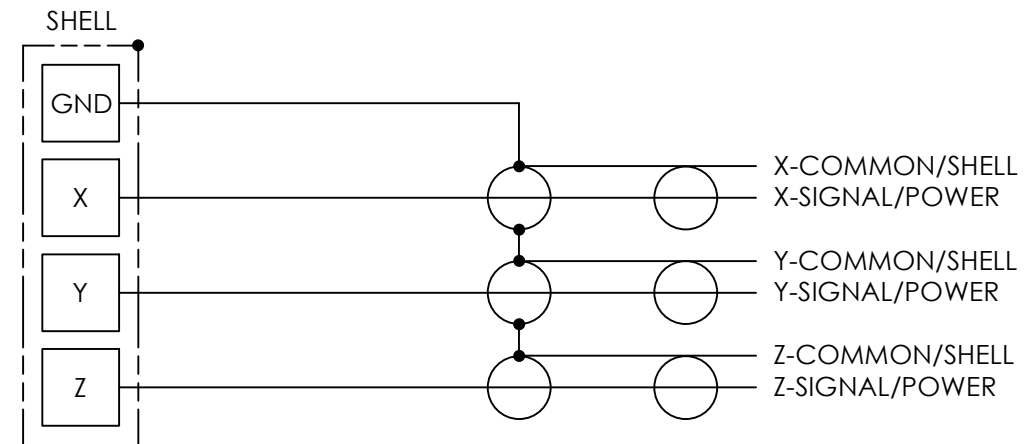
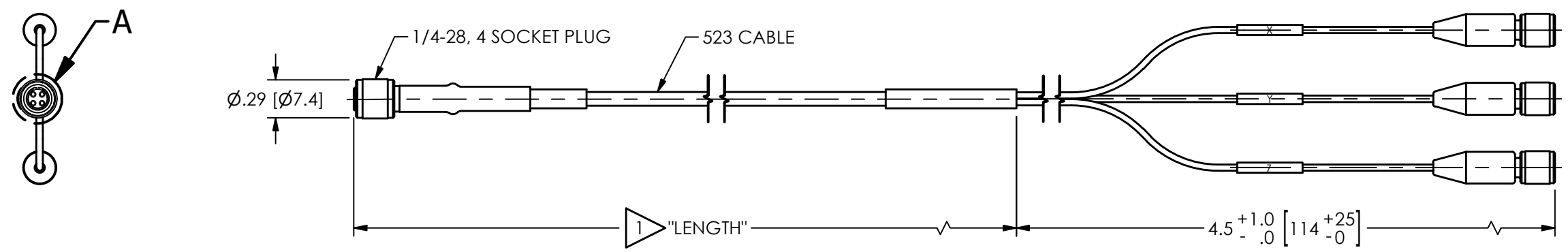
PCB Piezotronics Inc. claims proprietary rights in the information disclosed hereon. Neither it nor any reproduction thereof will be disclosed to others without the written consent of PCB Piezotronics Inc.

79197

REVISIONS		
REV	DESCRIPTION	DIN
NR	RELEASED TO DRAFTING	54147



DETAIL A
SCALE 3.5X



SCHMATIC DIAGRAM

1 LENGTH WILL VARY IN FEET OR METERS DEPENDING ON THE MODEL

UNLESS OTHERWISE SPECIFIED TOLERANCES ARE:		DRAWN		CHECKED		ENGINEER		PCB PIEZOTRONICS				
DIMENSIONS IN INCHES DECIMALS XX ±.03 XXX ±.010 ANGLES ± 2 DEGREES		DIMENSIONS IN MILLIMETERS [IN BRACKETS] DECIMALS X ± 0.8 XX ± 0.25 ANGLES ± 2 DEGREES		JDM	5/22/24	JDM	5/22/24	MJN	5/22/24	AN AMPHENOL COMPANY		
CABLE TOLERANCES IN ENGLISH 1' ≤ LENGTH < 1' = +1' / - 0 1' ≤ LENGTH < 5' = +2" / - 0 5' ≤ LENGTH < 100' = +6" / - 0 100' ≤ LENGTH = +1' / - 0		CABLE TOLERANCES IN METRIC 2.54cm ≤ LENGTH < 30.5cm = +2.54cm / - 0 30.5cm ≤ LENGTH < 1.5m = +5.1cm / - 0 1.5m ≤ LENGTH < 30.5m = +15.2cm / - 0 30.5m ≤ LENGTH = +30.5cm / - 0		TITLE						3425 WALDEN AVE. DEPEW, NY 14043 (716) 684-0001 E-MAIL: sales@pcb.com		
FILLET AND RADII .003 - .005		FILLET AND RADII 0.07 - 0.13		OUTLINE DRAWING 523RXX CABLE 523SRXXXXSV CABLE						CODE IDENT. NO. 52681	SIZE B	DWG. NO. 79197
				SCALE: FULL						SHEET 1 OF 1		