



SHOCK MONITORING

SHOCK MONITORING

Reusable ocean going shipping containers sometimes carry critical cargo that can be exposed to high shock levels during loading and unloading. It has become necessary to monitor shock and vibration loading to prevent damage and provide a record of these events.

IMI's line of embeddable miniature accelerometers in conjunction with other geographical logging devices provides vibration and shock signals to logging devices creating a dock to dock record of events occurring during the shipment cycle.

Series 660 low cost embeddable accelerometers offer an affordable solution for vibration and shock measurements in high volume and commercial OEM applications. These units are particularly well suited for shock and impact detection of packages or components, as well as bearing and gear mesh vibration measurements in predictive maintenance and condition monitoring requirements. The compact designs may be embedded into machinery at the OEM level to provide value added monitoring protection.

The units employ field proven, solid state, piezoelectric sensing elements for durability and broadband performance. Choose from charge output types, which survive high operating temperatures, or voltage output ICP® types, with built-in signal conditioning microelectronics, for simplified operation and connectivity to data acquisition and vibration monitoring instrumentation.





LOW-POWER PELLET ACCELEROMETERS


Choice of low profile TO-5, standard TO-5 or TO-8 transistor style packages

Variety of sensitivities to accommodate a wide range of applications

Charge, ICP® and 3-wire low-power options


Mountable via adhesive or soldering and choice of either integral cable or solder pin electrical connections

Broadband width, high shock survivability, wide operating temperature range, high resolution and large dynamic range



**EMBEDDABLE
ACCELEROMETER
(LOW PROFILE TO-5)**

MODEL 66103PPZ1



**EMBEDDABLE
ACCELEROMETER (TO-5)**


MODEL 66212APZ1



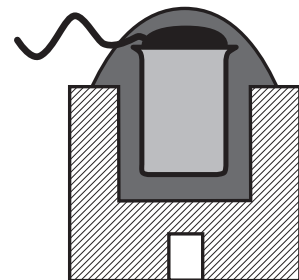
**EMBEDDABLE
ACCELEROMETER (TO-8)**

MODEL 66332APZ1

IMI's embeddable accelerometers are an excellent choice for monitoring shock and vibration in a very small package. Examples to the right show different options for potting or complete encapsulation into mounting hardware, creating the optimal solution.



Potted Sensor Installation



Encapsulated Sensor Installation



3425 Walden Avenue, Depew, NY 14043 USA

pcb.com/imi-sensors | imi@pcb.com | 800 959 4464 | +1 716 684 0003

© 2023 PCB Piezotronics - all rights reserved. PCB Piezotronics is a wholly-owned subsidiary of Amphenol Corporation. Endevo is an assumed name of PCB Piezotronics of North Carolina, Inc., which is a wholly-owned subsidiary of PCB Piezotronics, Inc. Accumetrics, Inc. and The Modal Shop, Inc. are wholly-owned subsidiaries of PCB Piezotronics, Inc. IMI Sensors and Larson Davis are Divisions of PCB Piezotronics, Inc. Except for any third party marks for which attribution is provided herein, the company names and product names used in this document may be the registered trademarks or unregistered trademarks of PCB Piezotronics, Inc., PCB Piezotronics of North Carolina, Inc. (d/b/a Endevo), The Modal Shop, Inc. or Accumetrics, Inc. Detailed trademark ownership information is available at www.pcb.com/trademarkownership.

IMI-APP-Shock-1223