



The Swiveler® and Spindler® Patented ICP® Accelerometers

Small, Submersible Sensors with Swiveling Mounting Stud

Highlights

- Unique 360° swivel mount that allows for easy cable orientation
- Small footprint and low-profile design permits mounting in tight spaces
- Waterproof housing, ideal for submersible applications
- Independent 1/4-28 mounting stud for simple installation
- Intrinsically-safe options available

Typical Applications

- Gearboxes
- Motors
- Oil and Gas Wells & Pipelines
- Pumps and Submersible Pumps
- Wind Turbines

Hazardous Area Approvals (EX Versions)

CSA (Canada & US)

- AEx/Ex ia IIC T4 Class I, Div. 1, Groups A, B, C, D
- AEx/Ex ia IIC T4 Class II, Div. 1, Groups E, F and G
- AEx/Ex ia IIC T4 Class III, Div. 1
- Ex nL IIC T4 Class I, Div. 2, Groups A, B, C and D

ATEX

- EEx nL IIC T4
- Ex nA IIC T4 Gc
- EEx ia IIC T4



Installing vibration sensors into tight spots is quick and easy with Models 607A11 (Swiveler®) and 607A61 (Spindler®) ICP® Industrial Accelerometers. The unique design facilitates positioning of the integral, side-exit cable while the floating lock nut secures the sensor into place.

A low-cost, smaller-sized alternative to ring-style accelerometers, both products have definite advantages over other industrial grade vibration sensors. Offering a small footprint (only 9/16 inch) and 360° cable rotation, both products are excellent for permanent installations in space-restricted locations.



The Swiveler®
Model 607A11



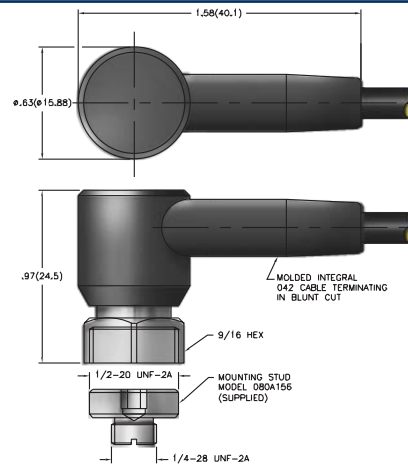
The Spindler®
Model 607A61



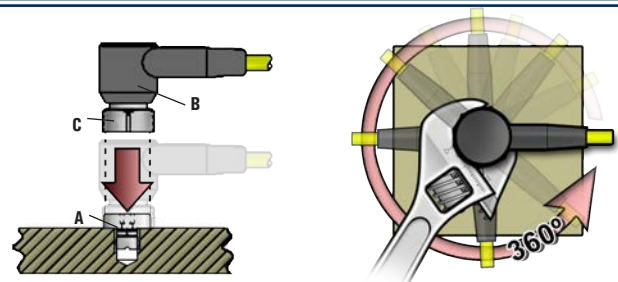
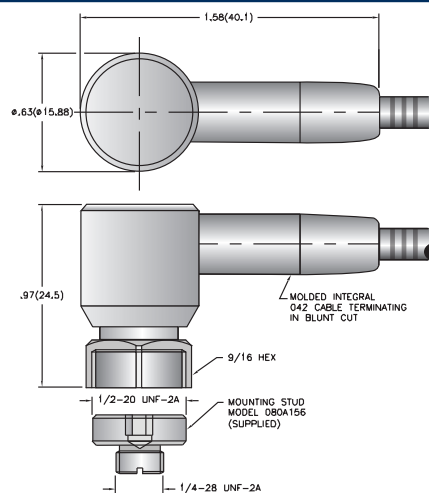


Technical Specifications		
	607A11	607A61
Performance		
Sensitivity (± 15%)	100 mV/g 10.2 mV/(m/s ²)	
Measurement Range	± 50 g ± 490 m/s ²	
Frequency Range (± 3 dB)	0.5 to 10,000 Hz	
Resonant Frequency	25,000 Hz	
Broadband Resolution (1 to 10k Hz)	350 µg 3,434 µm/s ²	
Non-Linearity	± 1 %	
Transverse Sensitivity	< 7 %	
Environmental		
Overload Limit (Shock)	5,000 g pk 49,050 m/s ² pk	
Temperature Range	-65 to +250 °F -54 to +121 °C	
Enclosure Rating	IP68	IP67
Electrical		
Settling Time (within 1% of bias)	≤ 2.0 sec	
Discharge Time Constant	≥ 0.3 sec	
Excitation Voltage	18 to 28 VDC	
Constant Current Excitation	2 to 20 mA	
Output Impedance	< 150 ohm	
Output Bias Voltage	8 to 12 VDC	
Spectral Noise (10 Hz)	8 µg/√Hz	
Spectral Noise (100 Hz)	5 µg/√Hz	
Spectral Noise (1 kHz)	4 µg/√Hz	
Electrical Isolation (Case)	> 10 ⁸ ohm	
Physical		
Size (Hex x Height)	9/16 in x 0.97 in 14 mm x 24.6 mm	
Weight (with cable)	1.1 oz 31 gm	
Mounting	Stud	
Mounting Thread	1/4-28 Male	
Mounting Torque (stud)	3 to 4 ft-lb 4.1 to 5.4 Nm	
Mounting Torque (hex nut)	2 to 3 ft-lb 2.7 to 4.1 Nm	
Sensing Element	Ceramic Shear	
Housing Material	Stainless Steel	
Sealing	Welded Hermetic	
Electrical Connector	Integral Cable	
Electrical Connection Position	Side	
Cable Length	10 ft 3.0 m	
Cable Type	Polyurethane Armored Polyurethane	
Similar Models		
Hazardous Area Approved	EX607A11	EX607A61
Dual Output	TO607A11	TO607A61

Model 607A11



Model 607A61



Mounting hole is prepared on machine surface to accept sensor's mounting stud (A). Stud is then tightened to recommended torque w/ hex Allen key. Sensor (B) floating hex nut (C) is threaded onto mounting stud.

Using the 360° capabilities, the cable is positioned into desired orientation & temporarily hand tightened. Using a wrench, the hex nut is tightened to the recommended torque while holding the cable or connector in the desired location.



3425 Walden Avenue, Depew, NY 14043-2495 USA

Toll-Free in USA 800-959-4464

24-hour SensorLineSM 716-684-0003

Fax 716-684-3823 E-mail imi@pcb.com

Web Site www.imi-sensors.com

ISO 9001 CERTIFIED ■ A2LA ACCREDITED to ISO 17025

© 2016 PCB Group, Inc. In the interest of constant product improvement, specifications are subject to change without notice. PCB, ICP, Modally Tuned, Spindler, Swiveler and TORKDISC are registered trademarks of PCB Group. SoundTrack LXT, Spark and Blaze are registered trademarks of PCB Piezotronics. SensorLine is a service mark of PCB Group. All other trademarks are property of their respective owners.

IMI-607A11&607A61-0516

Printed in U.S.A.

IMI Sensors designs and manufactures a full line of accelerometers, sensors, vibration switches, vibration transmitters, cables and accessories for predictive maintenance, continuous vibration monitoring, and machinery equipment protection. Products include rugged industrial ICP® accelerometers, 4-20 mA industrial vibration sensors and transmitters for 24/7 monitoring, electronic and mechanical vibration switches, the patented Bearing Fault Detector, high temperature accelerometers to +900 °F (+482 °C), 2-wire Smart Vibration Switch, and the patented Reciprocating Machinery Protector. CE approved and intrinsically safe versions are available for most products.

Visit www.imi-sensors.com to locate your nearest sales office