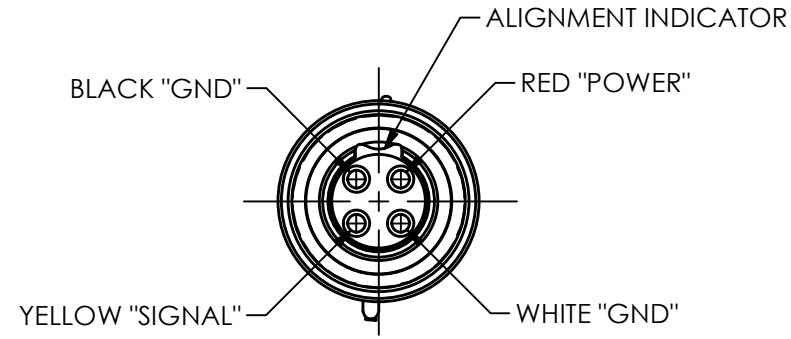


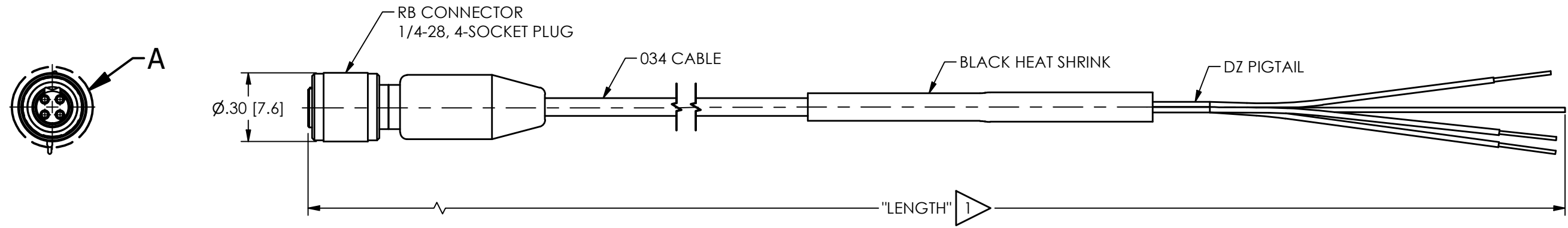
PCB Piezotronics Inc. claims proprietary rights in the information disclosed hereon. Neither it nor any reproduction thereof will be disclosed to others without the written consent of PCB Piezotronics Inc.

79755

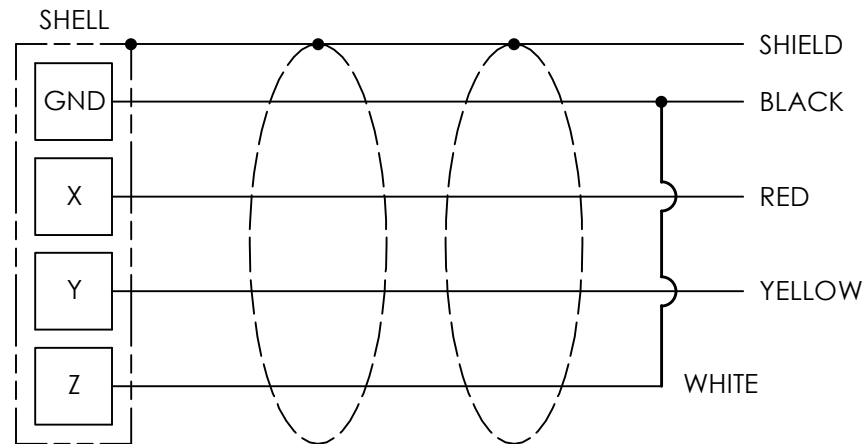
REVISIONS		
REV	DESCRIPTION	DIN
NR	RELEASED TO DRAFTING	55246



DETAIL A
SCALE 3.5X



SCHEMATIC DIAGRAM



1 LENGTH WILL VARY IN FEET OR METERS DEPENDING ON THE MODEL

UNLESS OTHERWISE SPECIFIED TOLERANCES ARE:		DRAWN		CHECKED		ENGINEER		PCB PIEZOTRONICS		
DIMENSIONS IN INCHES		JDM	10/11/24	JDM	10/11/24	MJB	10/11/24	AN AMPHENOL COMPANY		
DECIMALS XX ±.03 XXX ±.010		TITLE						3425 WALDEN AVE. DEPEW, NY 14043		
ANGLES ± 2 DEGREES								(716) 684-0001 E-MAIL: sales@pcb.com		
CABLE TOLERANCES IN ENGLISH		OUTLINE DRAWING 034RBDZ CABLE SERIES						CODE IDENT. NO.	SIZE	DWG. NO.
1" ≤ LENGTH < 1' = +1"/-0 1' ≤ LENGTH < 5' = +2"/-0 5' ≤ LENGTH < 100' = +6"/-0 100' ≤ LENGTH = +1"/-0								52681	B	79755
FILLETS AND RADII .003 - .005								SCALE:	1.5X	SHEET 1 OF 1
DIMENSIONS IN MILLIMETERS [IN BRACKETS]								FILLETS AND RADII 0.07 - 0.13		
DECIMALS X ± 0.8 XX ± 0.25										
CABLE TOLERANCES IN METRIC										
2.54cm ≤ LENGTH < 30.5cm = +2.54cm/-0 30.5cm ≤ LENGTH < 1.5m = +5.1cm/-0 1.5m ≤ LENGTH < 30.5m = +15.2cm/-0 30.5m ≤ LENGTH = +30.5cm/-0										